
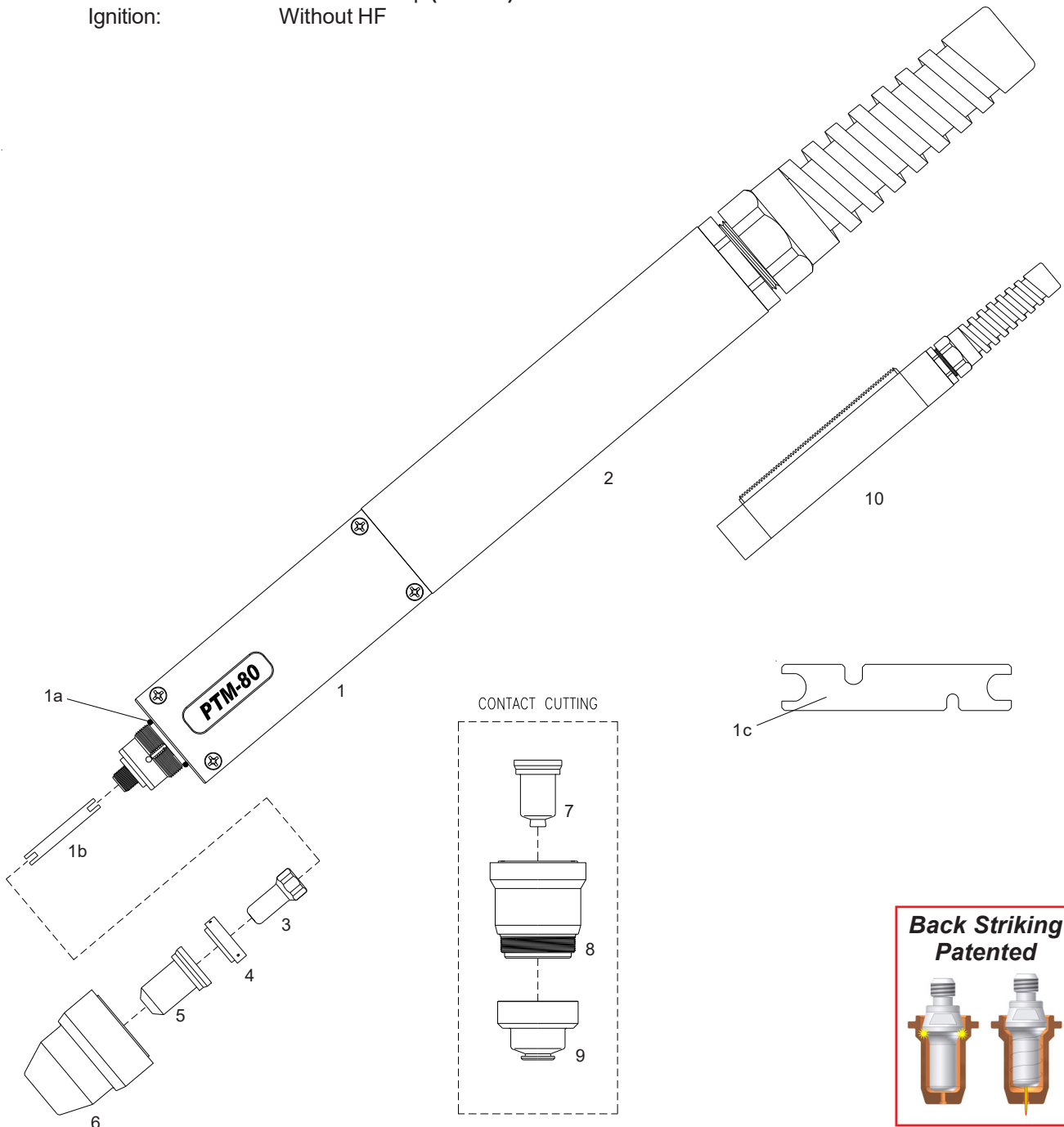


PTM-80

Technical Data

Current: 40-80 Amps
 Duty Cycle: 80 Amps 60%
 Gas: Air/N2
 Gas Pressure: 65-75 psi (4.4-5.0 bar)
 Gas Flow: 340 scfh (160 lpm)
 Post Flow Time: 45 sec
 Pilot: Electrode to Tip (18-22A)
 Ignition: Without HF

For the correct operation please use:
 3-Ways Solenoid Valve, inside orifice
 2.7-3.0mm - (0.106-0.118 inches)



PTM-80

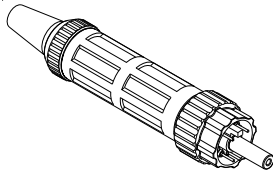
Air or N₂

PTM-80
● **Standard Layout**

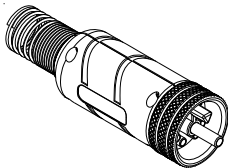
**Air Filter
AT-1000**



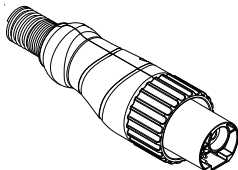
**Standard
Connection
Euro Connector**



**EASYFIT
Connection
Patented**

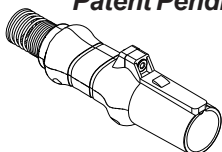


TD Connector



HY Connection

Patent Pending



Replacement Parts

Torch parts

Item	Description	Code
1	● PTM-80 Machine Torch Head	09810
1a	O-Ring	51620.60
1b	Cooling Tube	09800.42
1c	Wrench for electrode	60368
2	● Fiberglass Positioning Tube	07218
3	● Electrode, Back Striking	52558
4	● Swirl ring	60027
5	Tip, Cutting, ø 1.0, 40-50A, Back Striking	51311.10
	Tip, Cutting, ø 1.1, 50-60A, Back Striking	51311.11
	Tip, Cutting, ø 1.2, 60-70A, Back Striking	51311.12
	● Tip, Cutting, ø 1.3, 70-80A, Back Striking	51311.13
6	● Retaining Cap	60510
N/S	● Wrench for electrode	60368

Torches and Leads

PTM-80	180° Machine Torch, 6m (20 ft) Leads, Coaxial Cable	09831CX
PTM-80	180° Machine Torch, 12m (40 ft) Leads, Coaxial Cable	09836CX

Accessories

Item	Description	Code
7	Contact Tip, ø 1.0, 40-50A, Back Striking	51311S.10
	Contact Tip, ø 1.1, 50-60A, Back Striking	51311S.11
	Contact Tip, ø 1.2, 60-70A, Back Striking	51311S.12
	Contact Tip, ø 1.3, 70-80A, Back Striking	51311S.13
8	Shield Cup Body	60511
9	Shield Cap, Machine	60506
10	Fiberglass Positioning Tube with Rack	07219

**Torches with different cable covers
and connectors available on request.**

Ph: 0800 699 353

sales@prolinewelding.com